

Mac 400-2

Dual Cylinder 4 Cubic Yard Stationary Compactor

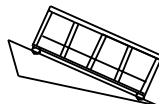
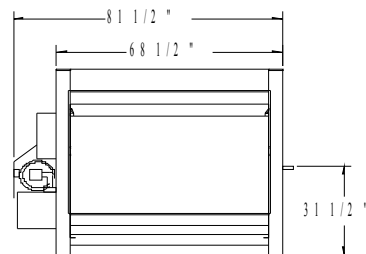
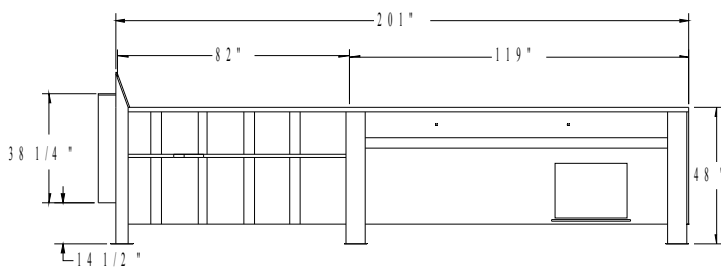
Standard Features

NEMA 12 Remote Control Station on 13 ft Sealite
 Key-lock Start Switch.
 Red Mushroom-head Stop Button.
 Solid State Motor Starter Overload. Adjustable.
 NEMA 12/13 Panel Box.

Side Mounted Power Unit.
 Power Unit Weather Cover.
 Power Unit Factory Ready for 208-230-460 Volt .
 Automatic Motor Starter Reset.

Specifications

Mfr. Rating	4 cubic yards	Cycle Time	67 seconds
Industry Rating	3.17 cubic yards	Motor	20 H.P. TEFC
Clear Top Opening	58" x 79.5"	Pump	21 GPM vane
Hydraulic Cylinders	6" bore x 96" stroke x 4" rod	Weight	13,220 lbs.
Ram Penetration	16"	Frame Floor	1/2" plate
Packing Force	Normal: 101,800 lbs. Maximum: 121,600 lbs.	Frame Sides	3/8" and 1/4" plate
Ram Face PSI	Normal: 59.5 PSI Maximum: 71.1 PSI	Breaker Bar	8" x 6" x 3/4" angle
Hydraulic Pressure	Normal: 1800 PSI Maximum: 2150 PSI	Ram Face	1" plate
Ram Face Dimensions	28.5" x 60"	Ram Floor	3/4" plate
		Ram Top	3/8" plate
		Ram Sides	3/8" plate
		Ram Guides	UHMWPE



Mac Corporation
 800-447-5205